




TIG 160S Welding Package Includes:

TIG 160S Welding Power Source, Ground Clamp & Electrode Holder, 17V TIG Torch with Gas Hose and Accessories, Flow Meter Regulator, 230V to 115V 15 Amp Adapter and Operating Manual

Competitive Comparison

Manufacturer	Firepower®	Miller®	Lincoln®
	TIG 160S (Part No. 1442-0036)	Maxstar® 150 S	Invertec® V155-S
WELDING OUTFIT			
Rated Output	160A/ 16.4V @ 30% Duty Cycle - TIG 160A/ 26.4V @ 30% Duty Cycle - Stick	150A/ 16V @ 30% Duty Cycle - TIG 150A/ 26V @ 30% Duty Cycle - Stick	155A/ 16.2V @ 30% Duty Cycle - TIG 145A/ 25.8V @ 30% Duty Cycle - Stick
Welding Processes	TIG YES	TIG NO	TIG YES
	STICK YES	STICK YES	STICK YES
Lift TIG	YES	NO	NO
Nominal Voltage	115V or 208/230V, 1 Phase, 50/50 Hz	115V or 230V, 1 Phase, 50/60 Hz	115V or 230V, 1 Phase, 50/60 Hz
Weight	17.4 lbs	13.7 lb	14.7 lb

Miller and Millermatic are registered trademark of Illinois Tool Works, Inc. Lincoln and Power MIG are registered trademarks of Lincoln Electric Company. The aforementioned trademarks and their respective owners are in no way affiliated with Firepower.

Firepower Advantage

- **Professional Performance:** Multi-process Stick/TIG capability. 160 Amps maximum welding output.
- **Ease of Use:** A Stick/Lift TIG Process Switch that easily changes from one process to another. Power Light Indicator and Weld Amperage Control Knob.
- **Portability:** Weighing 17.4 lbs this machine is extremely portable.
- **Flexible:** Multi-Voltage input power 115 & 208/230 VAC, highly efficient inverter design, smooth & stable arc performance.



FirepowerOnline.com

TIG 160S TIG & Stick Welding System

STICK LIFT TIG	TIG LIFT TIG	INPUT PLUG 15 Amp 115 VAC	INPUT PLUG 50 Amp 208/230 VAC	DUTY CYCLE 35% @110 AMPS 14.4 VOLTS	MAX. THICKNESS 1/4" PLATE (6 mm) MULTI PASS	MAX OUTPUT 160 AMPS	MATERIAL STEEL STAINLESS STEEL	FLEXIBLE GASES INERT ARGON	GAS	WARRANTY 3 YEAR	GENERATOR 6000 WATTS
--------------------------	------------------------	--	--	---	---	-------------------------------	---	---	------------	---------------------------	--------------------------------



Part No.	Description
1442-0036	TIG 160S Welding System



TIG



STICK

TIG LIFT TIG	MATERIAL STEEL STAINLESS STEEL	FLEXIBLE GASES INERT ARGON	GAS	MAX OUTPUT 160 AMPS	MAX. THICKNESS 1/4" PLATE (6 mm) MULTI PASS	CURRENT DC
------------------------	---	---	------------	-------------------------------	---	----------------------

Part No.	Description
TIG Torch	
1442-0053	TIG Torch 17V w/ Accessories
TIG Collets	
1442-0003	TIG Collet .040" 5 PK
1442-0004	TIG Collet 1/16" 5 PK
1442-0005	TIG Collet 3/32" 5 PK
1442-0054	TIG Collet 1/8" 5 PK
TIG Collet Bodies	
1442-0006	TIG Collet Body .040" 5 PK
1442-0007	TIG Collet Body 1/16" 5 PK
1442-0008	TIG Collet Body 3/32" 5 PK
1442-0055	TIG Collet Body 1/8" 5 PK
TIG Cup Aluminas	
1442-0009	TIG Cup Alumina #4 10 PK
1442-0010	TIG Cup Alumina #5 10 PK
1442-0011	TIG Cup Alumina #6 10 PK
1442-0057	TIG Cup Alumina #7 10 PK
Tungsten 2% Ceriated	
1442-0059	Tungsten 2% .040" X 7" Ceriated
1442-0060	Tungsten 2% 1/16" X 7" Ceriated
1442-0061	Tungsten 2% 3/32" X 7" Ceriated
1442-0062	Tungsten 2% 1/8" X 7" Ceriated

STICK	MATERIALS STEEL STAINLESS STEEL ALUMINUM	ELECTRODES STICK	GAS	MAX OUTPUT 160 AMPS	MAX. THICKNESS 1/4" PLATE (6 mm) MULTI PASS
--------------	--	----------------------------	------------	-------------------------------	---

Rod Size	1lb Box	5lb Box	10lb Box	50lb Box
TYPE 6011 STICK ELECTRODE				
3/32"	1440-0145	1440-0146	1440-0147	1440-0148
1/8"	1440-0134	1440-0135	1440-0136	1440-0137
*5/32"	1440-0124	1440-0125	1440-0126	1440-0127
TYPE 6013 STICK ELECTRODE				
3/32"	1440-0145	1440-0146	1440-0147	1440-0148
1/8"	1440-0134	1440-0135	1440-0136	1440-0137
*5/32"	1440-0124	1440-0125	1440-0126	1440-0127
TYPE 7014 STICK ELECTRODE				
3/32"	1440-0205	1440-0206	1440-0207	1440-0208
1/8"	1440-0200	1440-0201	1440-0202	1440-0203
*5/32"	1440-0150	1440-0151	1440-0152	1440-0153
TYPE 7018 STICK ELECTRODE				
3/32"	1440-0195	1440-0196	1440-0197	1440-0198
1/8"	1440-0185	1440-0186	1440-0187	1440-0188
*5/32"	1440-0180	1440-0181	1440-0182	1440-0183
E6024 QUICK START ELECTRODE				
1/16"	1440-0412	1440-0413		
308 STAINLESS STEEL ELECTRODE				
3/32"	1440-0165			
1/8"	1440-0155	1440-0156		
E-309L STAINLESS STEEL ELECTRODE				
3/32"	1440-0496			
1/8"	1440-0497			
NICKEL 55 CAST IRON				
3/32"				1440-0440
1/8"	1440-0083			
NICKEL 99 CAST IRON				
3/32"				1440-0423
1/8"	1440-0425	1440-0374		1440-0424
ALUMINUM ARC ELECTRODE				
1/8"	1440-0419	1440-0420		

† See Full Catalog for Job Packs Available
* For 230V Operation Only